

Vapor Assessment / Inventory Projects & Dry Cleaners in Wisconsin

Jennifer Borski, Vapor Intrusion Team Leader

Jim Walden, Vapor Intrusion Technical Expert

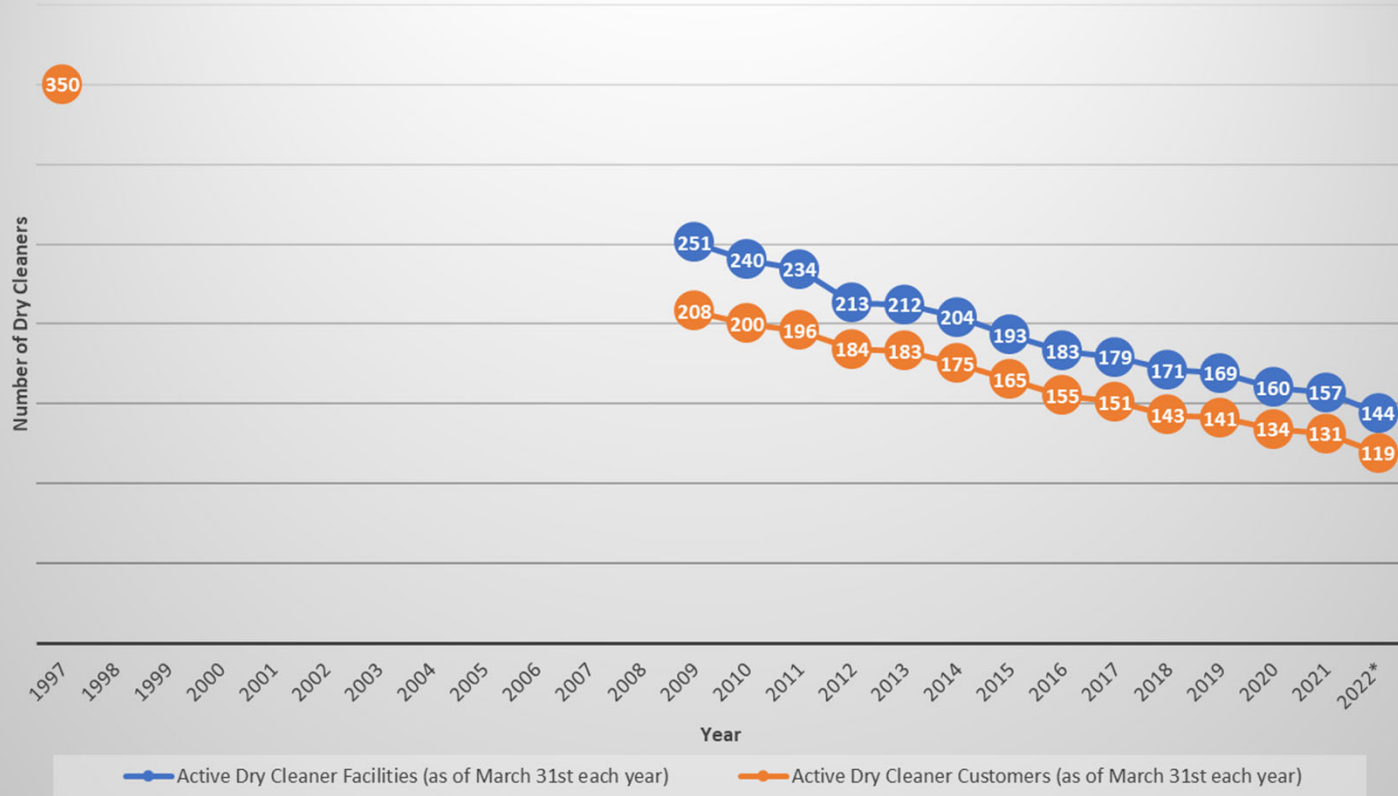
SCRD July 14, 2022

Infrastructure Grant Funding Related to Vapor Intrusion in Wisconsin

1. Vapor assessment of three former dry cleaners in Milwaukee, WI (\$700K for contracting)
 - a) Four-year VI project position
2. CVOC source inventory (dry cleaners & metal degreasers) in WI – using the Vapor Intrusion Prevention & Partnership Toolkit
 - a) One-year VI position
3. Vapor mitigation at brownfields in WI (\$100K/yr)

5-year funding beginning federal FY23 (October 2022)

Active Dry Cleaner Facilities/Customers as of March 31st



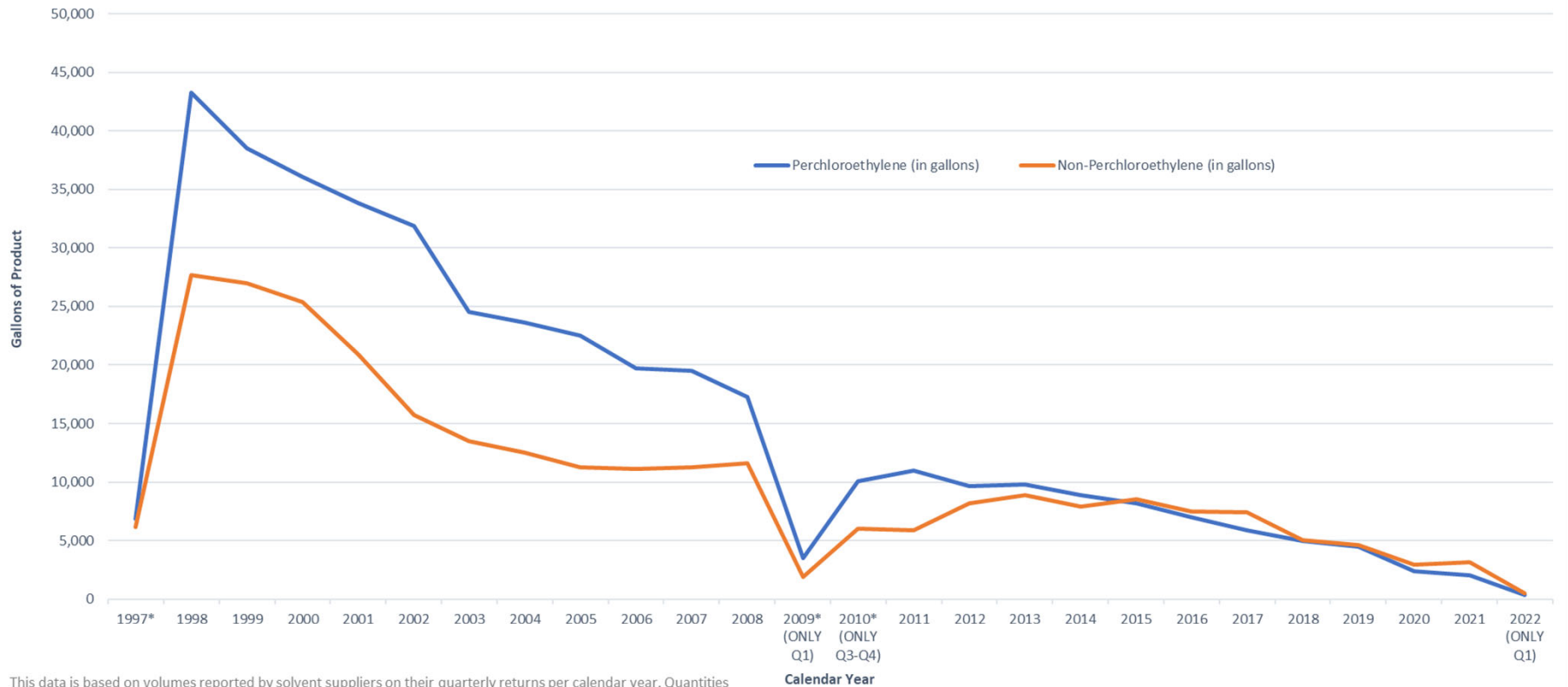
Data from 1998-2008 not available.

Facilities = Number of dry cleaning stores/locations per Dept. of Revenue.

Customers = Individually licensed dry cleaner operators per Dept. of Revenue.

* = Numbers based on manual review of licenses at Dept. of Revenue.

Annual Dry Cleaning Product Use Reported to DOR

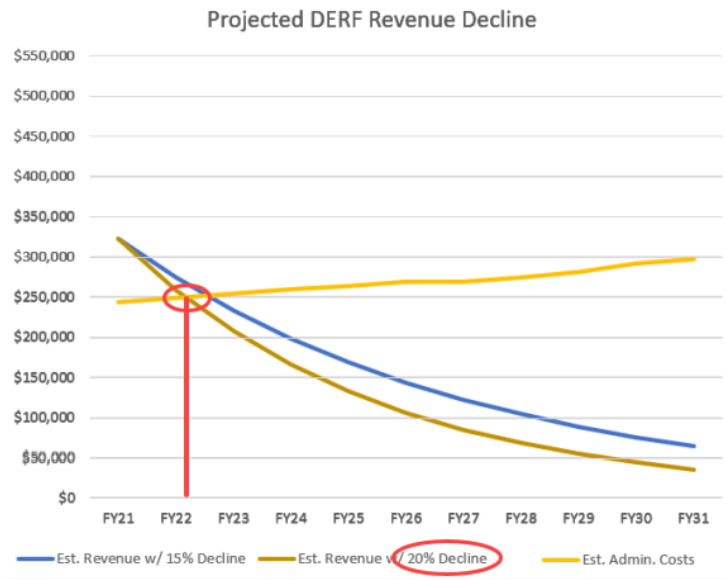


This data is based on volumes reported by solvent suppliers on their quarterly returns per calendar year. Quantities for filing years 2000 and earlier are based on data converted from Excel spreadsheets that may or may not have been maintained in a diligent and rigorous fashion.

*1997, 2009 & 2010 totals reflect partial year data.

Status of Dry Cleaner Fund

- \$3.3M in outstanding claims



Note- As of 10/04/2021, there are currently 50 claims totaling approximately \$2.5 million waiting to be paid.
 Prepared by DNR Community Financial Assistance 10/06/2021

Fiscal Year	Total	% Change from Previous Year
FY99	\$1,239,451	--
FY00	\$1,362,535	9.93%
FY01	\$1,144,310	-16.02%
FY02	\$1,117,507	-2.34%
FY03	\$1,146,619	2.61%
FY04	\$1,043,143	-9.02%
FY05	\$1,015,453	-2.65%
FY06	\$1,104,436	8.76%
FY07	\$938,344	-15.04%
FY08 (*)	\$1,084,749	15.60%
FY09	\$1,023,954	-5.60%
FY10	\$1,019,125	-0.47%
FY11	\$986,976	-3.15%
FY12	\$911,342	-7.66%
FY13	\$811,505	-10.95%
FY14	\$771,951	-4.87%
FY15	\$737,409	-4.47%
FY16	\$732,161	-0.71%
FY17	\$667,410	-8.84%
FY18	\$605,550	-9.27%
FY19	\$551,436	-8.94%
FY20	\$456,238	-17.26%
FY21	\$322,768	-29.25%

(*) Fee on dry cleaners' gross receipts increased from 1.8% to 2.8%

CONNECT WITH US

Jennifer Borski

Jennifer.Borski@wisconsin.gov

920-360-0853



/WIDNR



@WIDNR



@WI_DNR



/WIDNRTV



"WILD WISCONSIN:
OFF THE RECORD"