



Office of Land Quality

Protecting Your Tanks Program

From Cost Evaluation to Fraud Prevention
Confirmation

Douglas Louks

Deputy Assistant Commissioner, Office of Land Quality



ELTF Claim Application

- Original application contained freeform task descriptions
- No way to query costs

representative may submit or receive without submitting credentials for these approved staff.

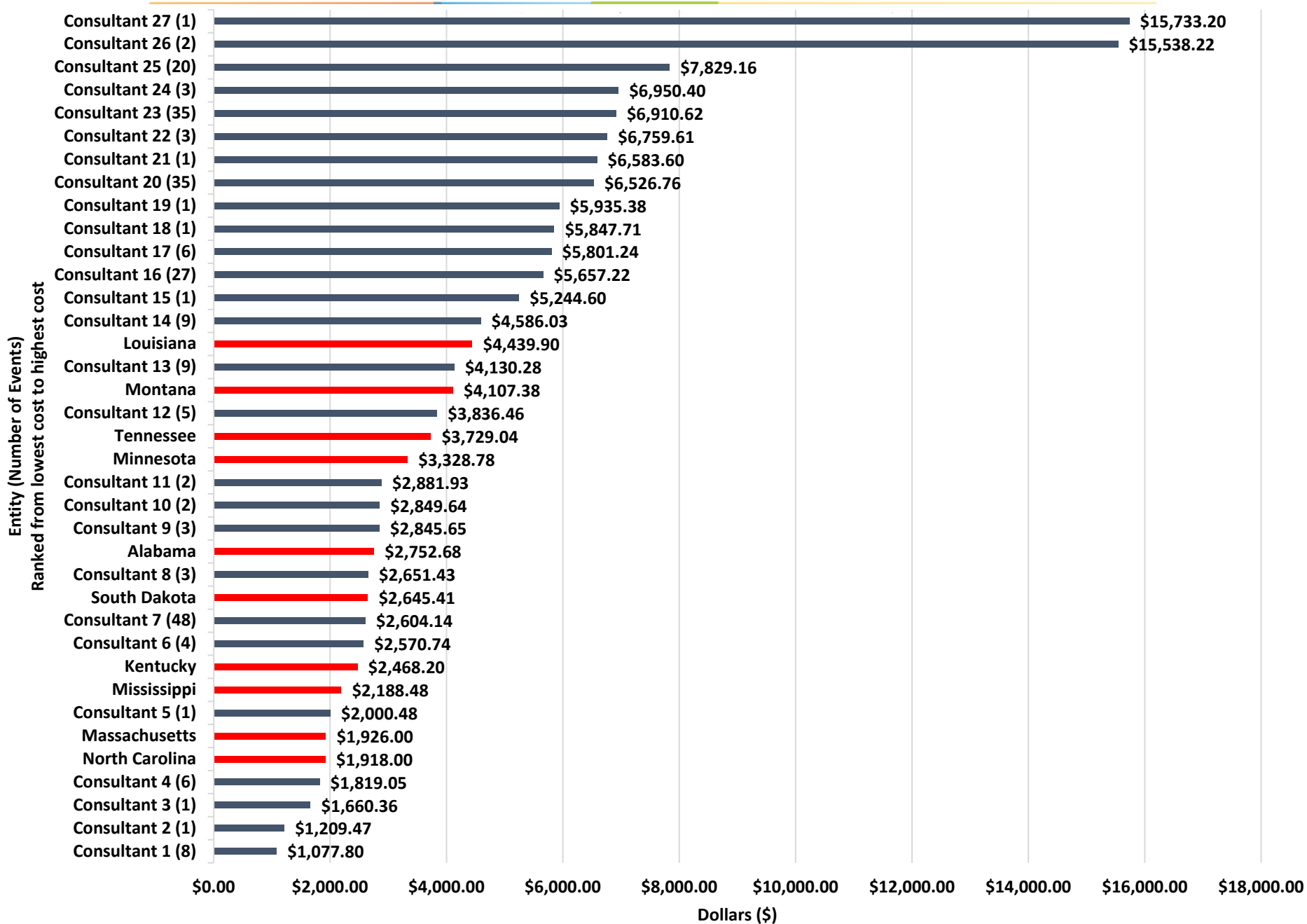
Select Date:	1/1/17-Present	Type of Work Performed: <input type="checkbox"/> Investigation <input checked="" type="checkbox"/> CAP <input checked="" type="checkbox"/> Quarterly Monitoring <input type="checkbox"/> NFA <input type="checkbox"/> Emergency Response								
Invoice Number	Incident Number	Name of Applicant	Name of Vendor							
TO BE COMPLETED BY APPLICANT								TO BE COMPLETED BY IDEM		
DESCRIPTION	TASK PERFORMED	UNITS	TYPE	UNIT COST	TOTAL W/O MARKUP OR TAX	TAX (NO MARKUP)	% MARK-UP	AMOUNT REQUESTED	AMOUNT DISALLOWED	REF
Tech	Claim Prep	1.50	Hours	\$62.75	\$94.13	XXXXXXXXXX	XXXX	\$94.13	\$0.00	
SPM	Project Planning for 3Q 2017 and 4Q 2017, Review 3Q 2017 Report	13.00	Hours	\$132.75	\$1,725.75	XXXXXXXXXX	XXXX	\$1,725.75	\$0.00	
PM	Monthly Discharge Reporting	2.50	Hours	\$109.00	\$272.50	XXXXXXXXXX	XXXX	\$272.50	\$0.00	
Staff	Compile Data, Data Reduction	12.00	Hours	\$91.50	\$1,098.00	XXXXXXXXXX	XXXX	\$1,098.00	\$0.00	
Tech	Sample Prep, Quarterly Sampling	7.00	Hours	\$62.75	\$439.25	XXXXXXXXXX	XXXX	\$439.25	\$0.00	
Drafting	Quarterly Maps	2.00	Hours	\$53.50	\$107.00	XXXXXXXXXX	XXXX	\$107.00	\$0.00	
Mileage	Quarterly Sampling	1.00	Hours	\$0.00	\$0.00	XXXXXXXXXX	XXXX	\$0.00	\$0.00	

Need for Cost Data

- Excessive costs submitted for reimbursement
- Manual collection of data in 2017
 - 4 staff for data collection
 - 2 staff for data cleanup

				Incident #	Entered by:			
				Name of Event				
				Consultant				
				Applicant				
				# of wells				
Monitoring Costs								Generate and Copy
Planning & Preparation Costs				Additional Labor Rates				Undo
QM Planning & Preparation Personnel Hours	Hours	Rate	Total		Hours	Rate	Total	Finalize Data
Principal	0	\$0.00	\$0.00	Principal	0	\$0.00	\$0.00	Add to Master Notes
Senior Project Manager	0	\$0.00	\$0.00	Senior Project Man	0	\$0.00	\$0.00	
Project Manager	0	\$0.00	\$0.00	Project Manager	0	\$0.00	\$0.00	
Staff	0	\$0.00	\$0.00	Staff	0	\$0.00	\$0.00	
Technician	0	\$0.00	\$0.00	Technician	0	\$0.00	\$0.00	
Drafting	0	\$0.00	\$0.00	Drafting	0	\$0.00	\$0.00	
Clerical	0	\$0.00	\$0.00	Clerical	0	\$36.50	\$0.00	
Subtotal	0		\$0.00					
Quarterly Monitoring Report Costs								
QM Report Personnel Hours	Hours	Rate	Total		Hours	Rate	Total	

Projected Costs of a Monitoring Event with 12 Monitoring Wells (Lab Costs Excluded)





Phase Approach Application

- Changed submittal form to collect data from the consultant
- Data organized into phases

Planning, Field Work, and Reporting Costs									
Immediate Response	Site Characterization and CAP Development			CAP Implementation			GW Monitoring and/or Remediation System O&M		Closure
\$0.00	\$0.00			\$0.00			\$0.00		\$0.00
<input checked="" type="checkbox"/> Immediate Response	<input type="checkbox"/> ISC	\$0.00	<input type="checkbox"/> Excavation	\$0.00	<input type="checkbox"/> Monitoring		<input type="checkbox"/> Final NFA Report	\$0.00	
	<input type="checkbox"/> FSI	\$0.00	<input type="checkbox"/> Enhanced Bioremediation	\$0.00	<input type="checkbox"/> O&M with Approved System		<input type="checkbox"/> System Decommissioning	\$0.00	
	<input type="checkbox"/> ERC	\$0.00	<input type="checkbox"/> Vac Event	\$0.00	<input type="checkbox"/> 1st QTR	\$0.00	<input type="checkbox"/> Well Abandonment	\$0.00	
	<input type="checkbox"/> Pilot Study	\$0.00	<input type="checkbox"/> Remediation System	\$0.00	<input type="checkbox"/> 2nd QTR	\$0.00			
	<input type="checkbox"/> CAP Development	\$0.00	<input type="checkbox"/> Remediation System Rebuild	\$0.00	<input type="checkbox"/> 3rd QTR	\$0.00			
			<input type="checkbox"/> CAPI Report	\$0.00	<input type="checkbox"/> 4th QTR	\$0.00			

- Checkboxes linked to macros to improve usability



- Planning, Preparation, and Follow-Up Costs
- Field Costs, includes equipment and analytical costs
- Report Writing Costs

Select Date:	Select the date range for the costs incurred.							
6/1/20-Present							Clear Sheet	
Invoice Number	Name of Applicant	Name of Vendor						
564	XYZ Petroleum	XYZ Consulting						
TO BE COMPLETED BY APPLICANT						TO BE COMPLETED BY IDEM		
Groundwater Monitoring and/or System O&M Costs								
1st QTR 2020 Monitoring								
Planning, Preparation, and Follow-up Costs (Office)								
DESCRIPTION	UNITS	UNIT COST	% MARK-UP	AMOUNT REQUESTED	AMOUNT DISALLOWED	REF	AMOUNT ELIGIBLE	
Principal	1.00	\$140.00		\$140.00			\$140.00	
Senior Project Manager		\$129.75					\$0.00	
Project Manager	4.00	\$106.75		\$427.00			\$427.00	
Staff		\$89.50					\$0.00	
Technician		\$61.50					\$0.00	
Drafting		\$51.25					\$0.00	
Clerical		\$36.25					\$0.00	
Other (markup eligible)		\$15.00		\$15.00			\$0.00	
Other (not markup eligible)		\$0.00					\$0.00	

Timesheet Discrepancies

- Discrepancies between time sheets submitted for different sites

Title	Client/Site Name	Description of Work	Mon	Tues	Wed	T
			9/24	9/25	9/26	9
Field Tech	Superior/Lowell Mobil	O & M of Remediation System			8	
PM	Superior/Lowell Mobil	Remediation Workplan for May 2018				
PM	St. John Auto	VI Technical Report				
Staff	Lightcaps	Removal of Carbon from system oversight.				
PM	Lightcaps	Meeting with contractors on site to determine scope of work for decommissioning of remediation system and wells.				
PM	Crystal Foods Corp	VI Technical report 2018	10			
pm	Superior/Lowell Mobil	3rd Quarter Technical report 2018				
Staff	Superior/Lowell Mobil	Oversight of groundwater sampling event				
PM	B&E	Remediation Workplan for September 2018				
Field Tech	B&E	O & M of Remediation System				
Staff	Carpenter Oil	Oversight of groundwater sampling event				
Staff	Carpenter Oil	Conduct elevation survey of entire monitoring network.				
Field Tech	Carpenter Oil	Deliver soil samples to laboratory				
PM	Carpenter Oil	Prepare laboratory sampling equipment and label jars for soil sampling event.				
Staff	Carpenter Oil	FSI Event				
PM	Speedway	Review of Technical Reports Angola		8		
PM	First Source Bank	Phase I Review				

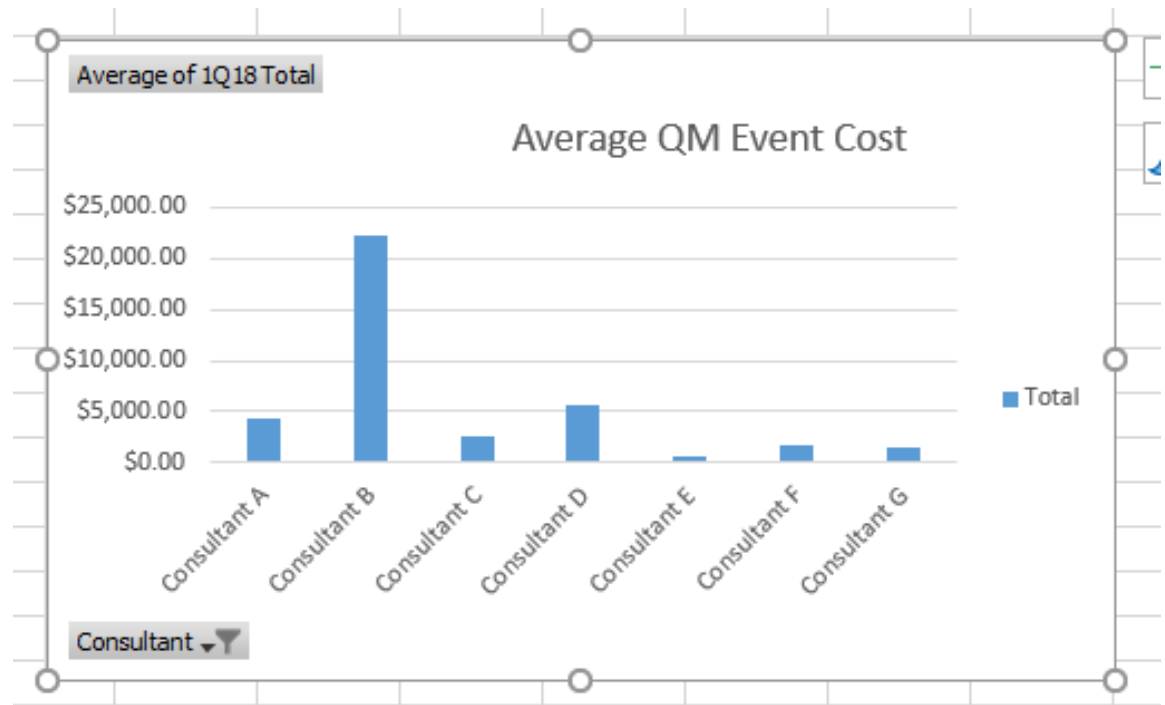
Title	Client/Site Name	Description of Work	Mon	Tues	Wed	T
			9/24	9/25	9/26	9
Field Tech	Superior/Lowell Mobil	O & M of Remediation System				
PM	Superior/Lowell Mobil	Remediation Workplan for May 2018				
PM	St. John Auto	VI Technical Report				
PM	Lightcaps	Removal of Carbon from system oversight.				
PM	Lightcaps	Meeting with contractors on site to determine scope of work for decommissioning of remediation system and wells.		8		
PM	Crystal Foods Corp	3rd Quarter Technical report 2018	8			
pm	Superior/Lowell Mobil	3rd Quarter Technical report 2018				
Staff	Superior/Lowell Mobil	Oversight of groundwater sampling event				
PM	B&E	Remediation Workplan for September 2018				
Field Tech	B&E	O & M of Remediation System				
Staff	Carpenter Oil	Oversight of groundwater sampling event				
Staff	Carpenter Oil	Conduct elevation survey of entire monitoring network.				
Field Tech	Carpenter Oil	Deliver soil samples to laboratory				
PM	Carpenter Oil	Prepare laboratory sampling equipment and label jars for soil sampling event.				
Staff	Carpenter Oil	FSI Event				
PM	Speedway	Review of Technical Reports Angola				
Tech	B&E	Clarus Package Preparation				8



Reporting

- Macros transfer data to master spreadsheet
- Pivot tables organize data for quick review

Row Labels	Average of 1Q18 Total
Consultant A	4336.717946
Consultant B	22155.36
Consultant C	2686.89125
Consultant D	5552.3588
Consultant E	705.515
Consultant F	1600.046034
Consultant G	1470.455
Grand Total	2986.819106





ELTF Scope of Work

- Preapproval of costs
- Mirrors ELTF Application

Select Date:						Clear Sheet
6/1/20-Present						
Groundwater Monitoring and/or System O&M						
Monitoring Routine						
Planning, Preparation, and Follow-up Costs (Office)						
DESCRIPTION	UNITS	UNIT COST	% MARK-UP	AMOUNT PROPOSED	AMOUNT PROPOSED	
Principal		\$140.00				
Senior Project Manager		\$129.75				
Project Manager		\$106.75				
Staff		\$89.50				
Technician		\$61.50				
Drafting		\$51.25				
Clerical		\$36.25				
Other (markup eligible)		\$0.00				
Other (not markup eligible)		\$0.00				



Scope of Work (SOW) Erosion Spreadsheet

- Erode preapproved budget

Scope of Work Final Erosion		SOW				Last updated		Claim #		
Incident Number		<div style="display: flex; align-items: center;"> <div style="margin-right: 20px;">\$350.00, 3%</div> </div>				9/10/2020		1		
198906055										
		Quantity	Unit Rate	% Mark-Up	Approved Subtotal	Change Order #1 Approved Subtotal	Total Approved with Change Orders	Claim #1 Approved	Total Amt Paid	
Site Characterization and CAP Development Costs										
Environmental Restrictive Covenant										
Planning, Preparation, and Follow-up Costs (Office)										
DESCRIPTION										
Senior Project Manager		3	\$ 132.75		\$ 398.25		\$ 398.25	\$ 200.00	\$ 200.00	
Project Manager		8	\$ 109.00		\$ 872.00		\$ 872.00	\$ 150.00	\$ 150.00	
Staff		10	\$ 91.50		\$ 915.00		\$ 915.00			
Drafting		3	\$ 53.50		\$ 160.50		\$ 160.50			
Copies		150	\$ 0.15		\$ 22.50		\$ 22.50			
Mileage		220	\$ 0.58		\$ 127.60		\$ 127.60			
Other (not markup eligible)		1	\$ 45.00		\$ 45.00		\$ 45.00			
Site Characterization and CAP Development Grand Total					\$ 2,540.85		\$ 2,540.85			



- Macros transfer data from submitted SOW to erosion spreadsheet

Incident Number					
	198906055	Upload SOW		Clear SOW	
Select Date:					
Approval Date				Hide Blank Rows	
		Quantity	Unit Rate	% Mark-Up	Approved Subtotal
Environmental Restrictive Covenant					
Planning, Preparation, and Follow-up Costs (Office)					
DESCRIPTION					
Principal					
Senior Project Manager	3	\$132.75			\$ 398.25
Project Manager	8	\$109.00			\$ 872.00
Staff	10	\$ 91.50			\$ 915.00
Technician					
Drafting	3	\$ 53.50			\$ 160.50
Clerical					



- ELTF Claim data transferred to Erosion spreadsheet

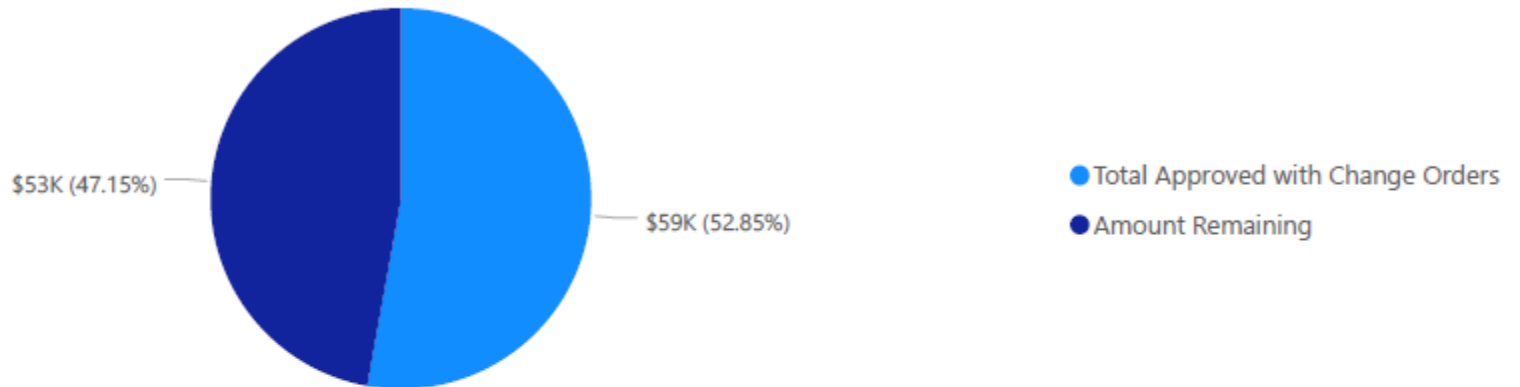
ELTF Scope of Work (SOW) Erosion				
	1	1	1	1
Incident Number				
198906055				
ULCERS Claim Number				
Enter Date Work Performed:				
Please Choose Date				
	PR 1 Sub Approved	PR 1 Resub 1	PR 1 Resub 2	PR 1 Final Approved
Site Characterization and CAP Development Costs				
Environmental Restrictive Covenant				
Planning, Preparation, and Follow-up Costs (Office)				
DESCRIPTION				
Senior Project Manager	\$200.00			\$200.00
Project Manager	\$150.00			\$150.00
Staff				
Drafting				
Copies				
Mileage				
Other (not markup eligible)				



Power BI

- Power BI report showing Total Amount Encumbered

Total Approved with Change Orders and Amount Remaining



Incident #	Total Approved with Change Orders	Total Amt Paid	Amount Remaining
198906055	\$9,942		\$9,942
199011539	\$19,699		\$19,699
199103542	\$12,464		\$12,464
200404501	\$17,110	\$6,394	\$10,716
Total	\$59,215	\$6,394	\$52,821